



Model No.

LXR-4421

- **44U x 21"D**
- **Slim 19.21"W**
- **Ships unassembled**

Construction & Features

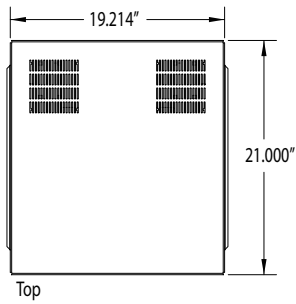
- **Knockdown Frame:** 14-ga. steel with front and rear vents.
- **Mounting Rails:** Corner post mounting rails are 11-ga. steel tapped 10-32 with printed rack unit increments for quick set-up.
- **Side Support Brackets:** For torsional rigidity
- **Cable Management:** Rear knockouts at top and bottom plus side obounds
- **Thermal Management:** Top vents will accept optional fan kits (pg. 3), front vents at top and bottom
- **Load Capacity:** 400 lbs. [181 kg]
- **Finish:** Black powder epoxy.
- **Hardware** Assembly and panel mounting hardware
- **Origin:** Made in the USA with 100% certified US steel

A&E Specifications

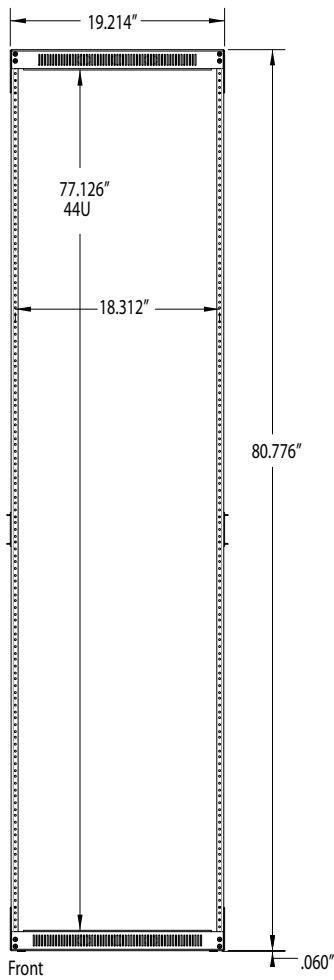
The rack shall be AVLELEC Model No. LXR-4421 which shall ship unassembled. Overall measurements shall be 80.84"H x 21"D x 19.21"W when set up. Panel space shall be 44 rack units. The rack shall feature corner post mounting rails of 11-gauge steel and printed with rack unit increments and side support brackets to aid torsional rigidity. It shall include assembly and panel mounting hardware and be finished in a black powder epoxy paint.

Options (see pg. 3)

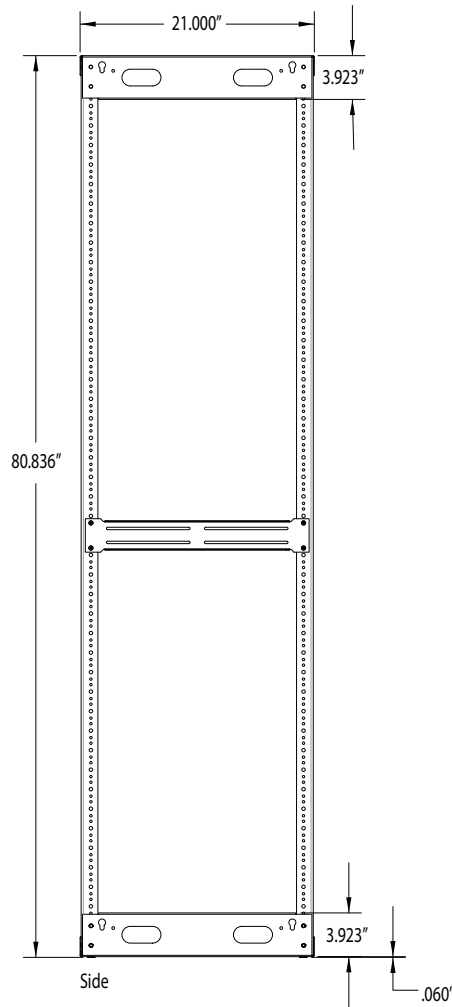





Top



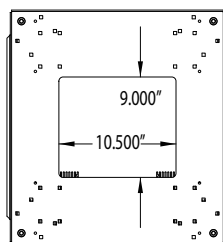
Front



Side



Rear



Base

Options

- **Front Door:**
 - Surface-mount front door with key lock mounts left or right without drilling. Sits 1.38" from frame.
 - LXR-FD44: Solid steel
 - LXR-FD44P: Smoked plexiglass
- **Rear Access Cover:**
 - LXR-RAC44V: Opens from top with key lock.
- **Side Panels:**
 - SDV-4421: Pair of steel side panels with top/bottom vents increases rack width 1.25" and depth 1". (Panel depth extends slightly from rack 5/8" in front, 5/8" in rear). Recessed handles for lift-off access can also be secured with screws.
- **Mobile Base:**
 - 14-ga. steel skirted base with four (3") swivel casters increases rack height 4.25"
 - LXR-MB21: Base with 4 swivel casters
 - LXR-MB21F: Base with 4 fine-floor swivel casters that feature a special rubber tread that won't mar wood, marble, or tile flooring
- **Swivel Casters (no base):**
 - LXR-C3S: 4 swivel
 - LXR-C3SL: 2 swivel, 2 swivel/locking
 - LXR-C3SF: 4 fine-floor swivel (special rubber tread)
 - LXR-C3SFL: 2 fine-floor swivel, 2 fine floor swivel/locking
- **Protective Runner Kit:**
 - PRK: 4 plastic glides help protect wood when rack is placed in a credenza or custom millwork.
- **Zero-space Rackmount Shelf:**
 - LXR-NS21: 16-ga. steel shelf designed especially for the LXR rack is made for oversized equipment that won't fit standard 19" rack spacing. Four point mount—load capacity 250 lbs. Measures 1.5"H x 20.45"D x 18.79"W. Bottom vents.
- **Cable Chase:**
 - LXR-4421CC3: 3"W [76mm] raceway for 44U rack cable management

Model Numbers

| Model No. | Description | Panel Space in / mm / RU | Inside Height in / mm | Overall Height in / mm | Overall Width in / mm | Overall Depth in / mm |
|-----------|-------------|-----------------------------|--------------------------|---------------------------|--------------------------|--------------------------|
| LXR-4421 | Slim rack | 77 / 1956 / 44 | 72.931 / 1852 | 80.84 / 2053 | 19.21 / 488 | 21 / 533 |

Options:

| | |
|-------------|--|
| LXR-FD44 | Solid steel front door |
| LXR-FD44P | Smoked plexiglass front door |
| LXR-RAC44V | Rear access cover |
| SDV-4421 | Side panels, 1pr |
| LXR-MB21 | Mobile base with swivel casters |
| LXR-MB21F | Mobile base with fine-floor swivel casters |
| LXR-C3S | Swivel casters (4 swivel) |
| LXR-C3SL | Swivel casters (2 swivel, 2 swivel/locking) |
| LXR-C3SF | Fine-floor swivel casters (4 swivel) |
| LXR-C3SFL | Fine-floor swivel casters (2 swivel, 2 swivel/locking) |
| PRK | Protective runner kit |
| LXR-NS21 | Zero-space rackmount shelf |
| LXR-4421CC3 | Cable chase |

1 rack unit (RU or U) = 1.75 inches or 44.45 mm.