c UL us LISTED
UL2416

US STEEL
RoHS

Made in the USA

Model No.

LPR-2122FV

• 21U x 22"D x 23.06"W portable rack w/ fully vented front door



Construction & Features

- **Welded Frame:** 16-gauge steel with 14-gauge steel bottom, reinforced at loadbearing junctions.
- **Sides:** Welded sides have vents at top/bottom and recessed handles.
- **Front Door:** Fully vented steel, surface-mount front door with recessed handle and key lock. Mounts left or right.
- **Rear Door:** Recessed rear door with vents and key lock.
- **Swivel Casters:** Heavy duty rubber casters with total load rating of 900 lbs. Casters ship inside rack for field installation. Includes 2 swivel, 2 swivel-locking.
- **Cable Management:** Abundant cable lacing holes and removable knockout panels above and below rear door feature knockouts for BNC wireless antennas (0.5"), compound knockouts for conduit (.75–.50" and 15–10") and a blank project panel. Generous space for managing wire between front rails and front-to-rear supports.
- **Thermal Management:** Vents above and below front door, on side panels and in rear door.
- **Mounting Rails:** One pair adjustable rails with mounting holes tapped 10-32 and rack unit increments printed on EIA spacing.
- **UL Listed (UL2416):** Load capacity 900 lbs.
- **EIA/TIA:** Compliant.
- **Hardware:** PilotPoint™ screws with captive washers.
- **Finish:** Black wrinkle powder epoxy.
- **Origin:** Made in the U.S.A. with 100% Certified U.S. steel

Options (order separately)

- **Additional Rails (RRD-21):** 21U rails support rear of rack-mounted equipment. Sold in pairs.
- **Knockout Panels for Neutrik Connectors (No. KOP-N):** Use in place of rear knockout panels. Twelve openings for field installation of Neutrik® D-series, Switchcraft® HPC or E-series connectors. Sold in pairs.
- **Premium Laminate Top (No. LGT-22):** Graphite Grey laminate over particle board with rounded corners and rubber edge molding overhangs rack's metal top. 1"H x 24.06"D x 24.69"W.

A&E Specifications

The EIA/TIA compliant, UL 2416 Listed, 19" portable equipment rack shall be AVLELEC Model No. LPR-2122FV, which shall be constructed of 16-gauge U.S. steel with 14-gauge steel bottom, reinforced at all loadbearing junctures. It shall measure 42.875"H (without casters) x 22"D x 23.06"W and provide 21 rack units of panel space. It shall include one-pair swivel and one-pair swivel/locking casters which shall be field installed and increase rack height 5.13". Total load rating shall be 900 lbs. The rack frame shall have vents above and below the fully vented steel surface-mount front door, which shall have an inte-gral handle and key lock. The rack shall feature vented side panels with recessed handles, vented recessed rear door with key lock and one-pair of adjustable mounting rails tapped 10-32. The rear shall feature removable knockout panels above and below the door with knock-outs for BNC wireless antenna (0.5"), compound knock-outs for conduit (.75–.50" and 15–10"), and a blank project panel. Finish shall be black wrinkle powder epoxy.

Technical Drawings



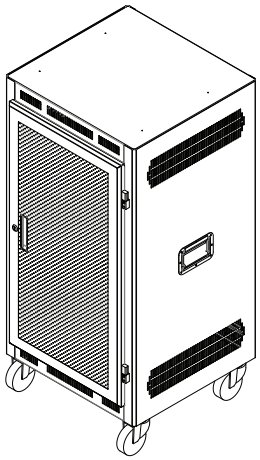

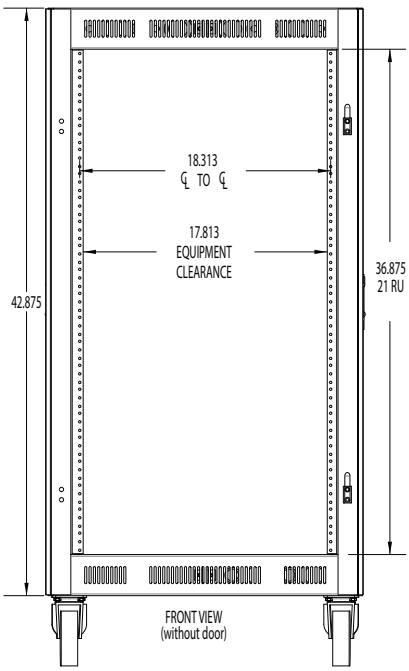

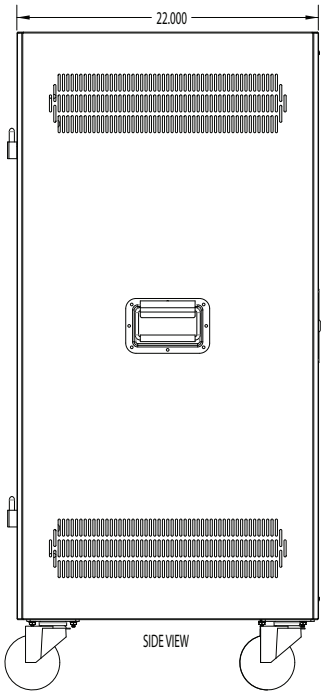

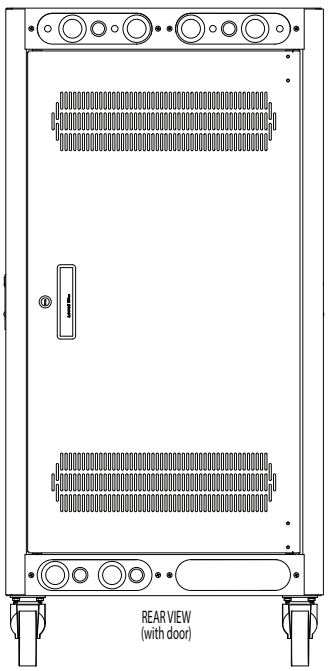

Model No. Summary

Model No.	*Description*	*Rack Units*	*Panel Space*	*Rack Height**	*Rack Depth**	*Rack Width**	*Casters Height*
LPR-2122FV	Rack with fully vented front door	21U	36.875"	42.875	22.00"	23.06"	5.13"
OPTIONS (order separately)							
RRD-21	21U rails (1pr)						
KOP-N	Knockout panels for connectors (1pr)						
LGT-22	Premium laminate top						

** Rack measurements without casters*
One Rack Unit (RU or U) = 1.75"